

Step-by-Step by adding Federal VRS into your Contacts using ZVRS equipment

Federal Relay Program



Adding **Federal VRS**




Open the ZVRS application



1) Option #1: Click on the left menu




Then click on
“Contacts”




2) Option #2: Click on the head on the right



3) Either option will take you to “Contacts”
Click on + to add a new contact.

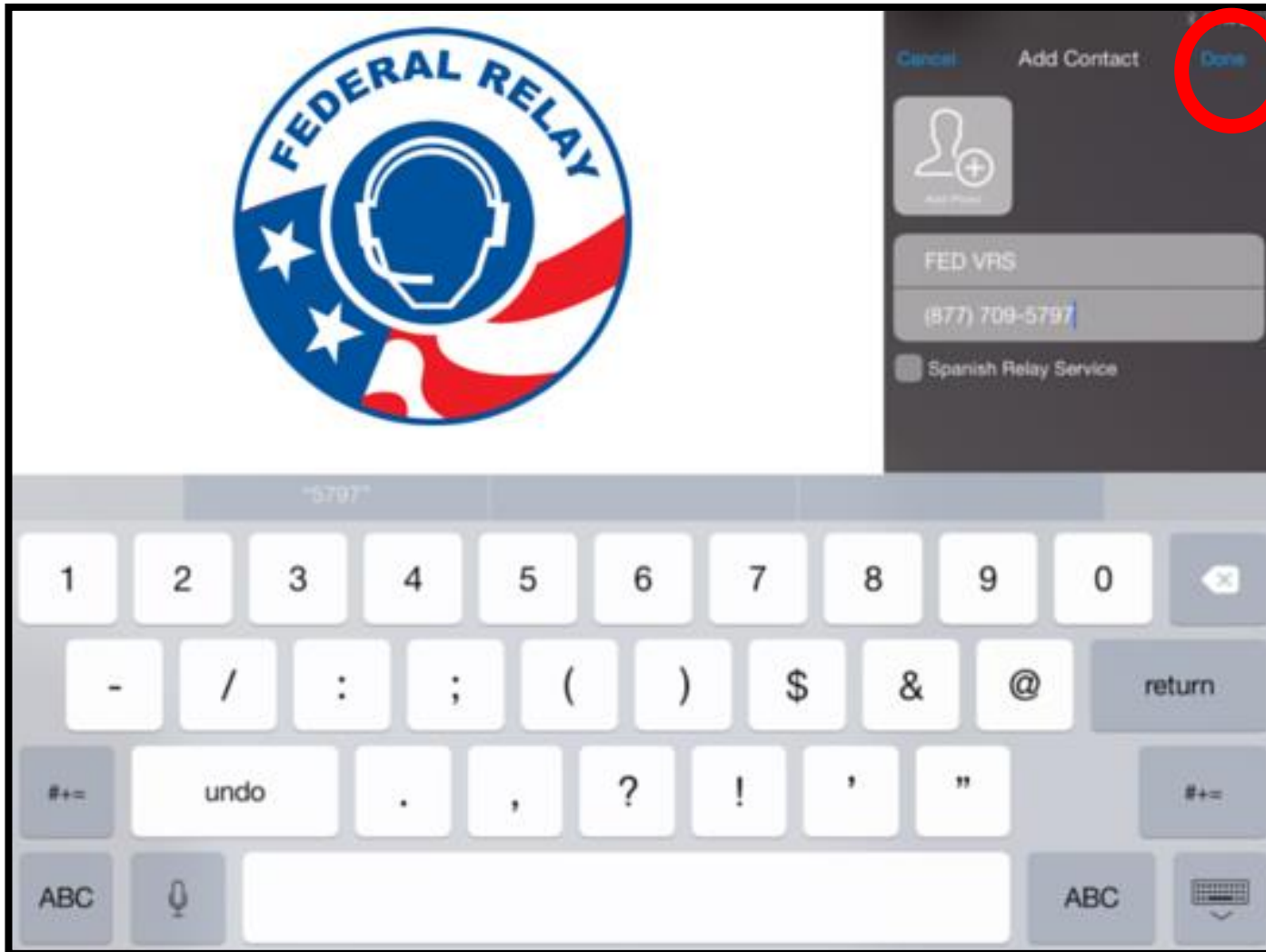


4) Enter the FRS VRS Contact Information



5) Type in FED VRS information


After you have filled out the information, click "Done".




Name:
FED VRS

Phone
Number:
(877)709-5797


6) Now, FED VRI is listed on your contact!




7) Add FED VRS to your favorites.



Click on the Star with
“Add to Favorites”



8) Start using FED VRS TODAY!



For more information about
FED VRS, go to
www.federalrelay.us
and www.fedvrs.us

